







Methodology

The latest poll was conducted online by [Harris Interactive](#) for [FRANCE 24](#) in partnership with the [International Herald Tribune](#), among a total of 6,276 adults (aged 16-64) within France, Germany, Great Britain, Spain and the United-States; and adults (aged 18-64) in Italy, from 1st to 13th October 2008. The data were weighted, where necessary, by age, gender, education, region and Internet usage to make it representative of the general population profile for each country. Propensity score weighting was applied to adjust for respondents' propensity to be online.

INTEREST IN THE US ELECTIONS

How interested are you in the 2008 presidential election in the United States?







Base : All respondents

						
Unweighted Base	1,075	1,063	1,046	1,022	1,006	1,064
Extremely+ Very interested (4+5)	29%	44%	20%	31%	27%	79%
Extremely interested (4)	10%	17%	7%	11%	9%	56%
Very interested (3)	19%	27%	13%	20%	18%	23%
Somewhat interested (2)	46%	41%	34%	42%	45%	15%
Not interested (1)	25%	15%	47%	26%	28%	5%
Mean	2,1	2,5	1,8	2,2	2,1	3,3
Extremely + Very interested - December 2007	21%	37%	17%	26%	24%	68%

PREFERENCE BARACK OBAMA – JOHN MCCAIN: UNEQUIVOCAL RESULTS

What candidate would you like to see elected?







Base : All respondents

						
Unweighted Base	1,075	1,063	1,046	1,022	1,006	1,064
Barack Obama	78%	72%	48%	66%	68%	42%
John McCain	1%	5%	11%	12%	8%	32%
Neither of these candidates	5%	9%	14%	8%	12%	18%
Not sure	16%	14%	27%	14%	12%	8%

BARACK OBAMA – JOHN MCCAIN : REASONS OF PREFERENCE

For which reasons would you like to see Barack Obama elected?








Base : Would like to see Barack Obama elected

						
Unweighted Base	853	785	546	695	710	464
His capacity for change from the Bush administration's policies	52%	52%	45%	40%	63%	61%
The values he represents	38%	34%	47%	27%	34%	35%
His personality	38%	47%	34%	36%	29%	11%
His policies (his program in general)	27%	37%	29%	38%	24%	44%
His youth	32%	36%	20%	47%	30%	7%
His ethnicity	14%	18%	17%	21%	24%	3%
His approach to Iraq	23%	14%	12%	11%	12%	16%
His approach to the economy	6%	10%	14%	12%	10%	28%
His approach to foreign affairs	9%	11%	12%	10%	13%	15%
His approach to health care	13%	4%	6%	12%	4%	32%
His approach to the global warming	13%	5%	7%	8%	11%	7%
His approach to education	3%	5%	2%	5%	4%	14%
His choice for vice president	4%	4%	2%	3%	3%	11%
His approach to crime	3%	2%	5%	4%	3%	1%
His experience	1%	2%	1%	2%	*	3%
Other	3%	4%	3%	6%	5%	3%
Not sure	3%	1%	6%	1%	4%	1%

* : less than 0,5%

For which reasons would you like to see John McCain elected?

Base : Would like to see John McCain elected

							
<i>Unweighted Base</i>	**22	**44	97	118	92	373	317
His experience			38%	40%	42%	42%	61%
The values he represents			31%	24%	22%	29%	43%
His choice for vice president			17%	31%	29%	24%	40%
His policies (his program in general)			35%	30%	26%	31%	30%
His maturity			32%	20%	33%	28%	19%
His approach to foreign affairs			25%	15%	21%	20%	28%
His approach to Iraq			13%	19%	4%	13%	22%
His capacity for change from the Bush administration's policies			13%	17%	22%	18%	11%
His approach to the economy			17%	17%	7%	14%	15%
His personality			6%	20%	20%	19%	3%
His approach to crime			9%	20%	4%	12%	2%
His approach to health care			1%	7%	2%	3%	5%
His ethnicity			8%	2%	2%	5%	2%
His approach to the global warming			3%	3%	3%	3%	1%
His approach to education			1%	3%	1%	2%	1%
Other			1%	4%	10%	5%	6%
Not sure			10%	5%	6%	7%	1%








** low bases

Europe Avg = Average of the 6 european countries

BARACK OBAMA – JOHN MCCAIN : REASONS OF “NON-PREFERENCE”

For which reasons would you NOT like to see Barack Obama elected?

Base : Would like to see John McCain elected

							
<i>Unweighted Base</i>	**22	**44	97	118	92	373	317
His experience			41%	34%	29%	36%	47%
His policies (his program in general)			23%	28%	25%	25%	51%
The values he represents			16%	13%	24%	16%	46%
His approach to Iraq			22%	26%	17%	21%	28%
His approach to foreign affairs			16%	20%	14%	17%	28%
His youth			24%	25%	34%	29%	11%
His personality			18%	25%	22%	23%	14%
His approach to the economy			9%	8%	12%	10%	23%
His ethnicity			16%	20%	21%	20%	7%
His choice for vice president			13%	9%	12%	11%	10%
His capacity for change from the Bush administration's policies			8%	13%	11%	13%	3%
His approach to health care			1%	1%	1%	2%	13%
His approach to crime			3%	8%	2%	5%	3%
His approach to the global warming			2%	*	4%	3%	3%
His approach to education			1%	4%	3%	2%	2%
Other			4%	9%	20%	11%	6%
Not sure			23%	8%	8%	14%	*

** low bases

Europe Avg = Average of the 6 european countries

* : less than 0,5%

For which reasons would you NOT like to see John McCain elected?

Base : Would like to see Barack Obama elected

	French	German	British	Italian	Spanish	American
<i>Unweighted Base</i>	853	785	546	695	710	464
His policies (his program in general)	41%	44%	23%	47%	40%	44%
The values he represents	39%	35%	24%	23%	47%	29%
His choice for vice president	25%	21%	29%	26%	22%	55%
His approach to Iraq	30%	26%	18%	23%	27%	38%
His personality	24%	31%	21%	27%	22%	9%
His maturity	34%	11%	22%	12%	16%	12%
His capacity for change from the Bush administration's policies	11%	19%	18%	14%	13%	30%
His approach to foreign affairs	11%	18%	12%	13%	20%	15%
His approach to the economy	9%	7%	7%	12%	14%	26%
His approach to the global warming	6%	6%	5%	7%	8%	4%
His approach to health care	9%	3%	2%	5%	2%	13%
His approach to crime	9%	5%	1%	2%	3%	*
His experience	2%	2%	2%	5%	3%	4%
His approach to education	2%	3%	1%	2%	2%	1%
His ethnicity	1%	1%	2%	2%	1%	1%
Other	3%	10%	4%	9%	9%	3%
Not sure	10%	11%	27%	13%	11%	3%

THE FUTURE PRESIDENT'S STAKES

What three policies do you think should be the main priority for the next American president?

Base : All respondents






	French	German	British	Italian	Spanish	American
<i>Unweighted Base</i>	1,075	1,063	1,046	1,022	1,006	1,064
To find a positive solution to the conflicts in Iraq and Afghanistan	58%	49%	48%	44%	51%	51%
To improve the economic situation of the United States	37%	28%	33%	27%	29%	85%
To reduce the global warming	54%	45%	34%	32%	43%	18%
To improve the health of the worldwide economy	32%	25%	31%	54%	44%	22%
To improve the social situation of the United States	45%	39%	23%	28%	32%	38%
To reduce terrorism	16%	24%	31%	27%	23%	29%
To maintain security around the world	16%	32%	24%	35%	28%	15%
To improve the relationship with Western Europe	13%	17%	11%	13%	17%	8%
To improve the relationship with Russia	7%	14%	13%	11%	6%	3%
Other	3%	3%	2%	3%	3%	11%
Not sure	5%	6%	14%	4%	5%	4%

Which candidate would better be able to do the following ...

Base : All respondents

	French	German	British	Italian	Spanish	American	for 6 countries
<i>Base brute</i>	1,075	1,063	1,046	1,022	1,006	1,064	6,276
To find a positive solution to the conflicts in Iraq and Afghanistan	59%	52%	29%	49%	53%	35%	46%
To improve the economic situation of the United States	48%	39%	41%	38%	41%	39%	38%
To reduce the global warming	54%	42%	40%	43%	48%	36%	41%
To improve the health of the worldwide economy	41%	34%	42%	33%	38%	33%	33%
To improve the social situation of the United States	66%	55%	40%	55%	56%	41%	51%
To reduce terrorism	26%	29%	40%	24%	36%	39%	26%
To maintain security around the world	32%	33%	39%	33%	37%	36%	29%
To improve the relationship with Western Europe	55%	48%	39%	37%	54%	34%	43%
To improve the relationship with Russia	38%	40%	45%	38%	43%	28%	35%

* see annex to see detail on each policies

	Barack Obama		Both could		Not sure
	John McCain		Neither of them		

* : less than 0,5%

Which candidate in the U.S. election would have the best relationships with Europe?

Base : All respondents

	French	German	British	Italian	Spanish	American
<i>Unweighted Base</i>	1,075	1,063	1,046	1,022	1,006	1,064
Barack Obama	65%	54%	34%	41%	60%	34%
John McCain	1%	3%	5%	10%	6%	23%
Both could	8%	19%	17%	19%	9%	19%
Neither of them	6%	6%	9%	5%	7%	7%
Not sure	20%	17%	34%	25%	18%	17%

WHAT IF A PERSON OF COLOUR...

For the first time in history, there is a real chance of Americans electing a person of colour as President (Barack Obama).

In your opinion, what effect would it have on the USA?

Base : All respondents

	French	German	British	Italian	Spanish	American
<i>Unweighted Base</i>	1,075	1,063	1,046	1,022	1,006	1,064
A Positive Effect (NET 5+4)	66%	71%	46%	58%	54%	39%
A very positive effect (5)	31%	49%	24%	40%	32%	24%
A somewhat positive effect (4)	35%	22%	22%	19%	22%	15%
An equally positive and negative effect (3)	13%	13%	20%	21%	14%	18%
A Negative Effect (NET 2+1)	2%	3%	7%	5%	5%	14%
A somewhat negative effect (2)	1%	2%	3%	2%	4%	6%
A very negative effect (1)	*	1%	4%	3%	1%	8%
Mean	4,2	4,3	3,8	4,1	4,1	3,6
It would not have any effect	11%	7%	10%	10%	14%	18%
Not sure	8%	6%	18%	6%	12%	10%
A positive effect - December 2007	49%	43%	43%	44%	50%	33%

If one day in [COUNTRY] a person of colour becomes [FUNCTION] in [ICOUNTRY], what effect would it have in your country?

Base : European respondents







	French	German	British	Italian	Spanish
<i>Unweighted Base</i>	1,075	1,063	1,046	1,022	1,006
A Positive Effect (NET 5+4)	47%	35%	35%	35%	27%
A very positive effect (5)	22%	21%	17%	23%	14%
A somewhat positive effect (4)	25%	14%	18%	12%	13%
An equally positive and negative effect (3)	22%	26%	21%	29%	17%
A Negative Effect (NET) 2+1	7%	16%	13%	15%	15%
A somewhat negative effect (2)	5%	8%	6%	7%	9%
A very negative effect (1)	2%	8%	7%	7%	6%
Mean	3,8	3,4	3,5	3,4	3,3
It would not have any effect	15%	12%	17%	11%	25%
Not sure	9%	11%	14%	10%	16%

* : less than 0,5%

WHAT IF A WOMAN...




For the first time in history, there is a real chance of a woman being elected as vice president (Sarah Palin) in the United States. In your opinion, what effect would it have on the USA?

Base : All respondents

						
<i>Unweighted Base</i>	1,075	1,063	1,046	1,022	1,006	1,064
A Positive Effect (NET 5+4)	38%	46%	38%	52%	41%	35%
A very positive effect (5)	11%	20%	12%	24%	17%	14%
A somewhat positive effect (4)	27%	25%	25%	28%	24%	21%
An equally positive and negative effect (3)	20%	20%	23%	20%	13%	19%
A Negative Effect (NET 2+1)	12%	11%	11%	6%	13%	21%
A somewhat negative effect (2)	7%	6%	7%	4%	8%	7%
A very negative effect (1)	5%	5%	4%	2%	5%	14%
Mean	3,5	3,6	3,5	3,9	3,6	3,2
It would not have any effect	16%	14%	13%	13%	19%	15%
Not sure	14%	9%	16%	9%	15%	10%

If one day in [COUNTRY] a woman becomes [FUNCTION] in [COUNTRY], what effect would it have in your country?

Base : All French, Italian and Spanish respondents

			
<i>Unweighted Base</i>	1,075	1,022	1,006
A Positive Effect (NET 5+4)	61%	61%	54%
A very positive effect (5)	22%	40%	28%
A somewhat positive effect (4)	39%	21%	26%
An equally positive and negative effect (3)	15%	18%	12%
A Negative Effect (NET 2+1)	5%	5%	5%
A somewhat negative effect (2)	3%	4%	4%
A very negative effect (1)	2%	1%	1%
Mean	4	4,1	4,1
It would not have any effect	12%	11%	21%
Not sure	7%	6%	8%







* : less than 0,5%







ANNEX







* The following tables detail the results for each policy







Which candidate would better be able to do the following ...







Base : All respondents

						
To find a positive solution to the conflicts in Iraq and Afghanistan						
<i>Unweighted Base</i>	1,075	1,063	1,046	1,022	1,006	1,064
Barack Obama	59%	52%	29%	49%	53%	35%
John McCain	3%	4%	10%	9%	6%	32%
Both could	5%	14%	14%	12%	9%	11%
Neither of them	11%	9%	9%	8%	13%	9%
Not sure	21%	21%	39%	23%	19%	14%







						
To improve the economic situation of the United States						
<i>Unweighted Base</i>	1,075	1,063	1,046	1,022	1,006	1,064
Barack Obama	48%	39%	22%	38%	41%	39%
John McCain	3%	7%	8%	11%	11%	27%
Both could	12%	27%	21%	17%	17%	12%
Neither of them	10%	6%	7%	7%	9%	9%
Not sure	27%	22%	41%	26%	23%	14%





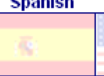

						
To reduce the global warming						
<i>Unweighted Base</i>	1,075	1,063	1,046	1,022	1,006	1,064
Barack Obama	54%	42%	23%	43%	48%	36%
John McCain	1%	3%	4%	4%	3%	10%
Both could	10%	21%	19%	14%	12%	19%
Neither of them	9%	12%	13%	16%	14%	20%
Not sure	26%	22%	40%	24%	22%	15%







						
To improve the health of the worldwide economy						
<i>Unweighted Base</i>	1,075	1,063	1,046	1,022	1,006	1,064
Barack Obama	41%	34%	20%	33%	38%	33%
John McCain	1%	4%	7%	11%	8%	20%
Both could	10%	26%	22%	21%	14%	15%
Neither of them	18%	11%	9%	11%	14%	14%
Not sure	29%	26%	42%	25%	26%	19%







						
To improve the social situation of the United States						
<i>Unweighted Base</i>	1,075	1,063	1,046	1,022	1,006	1,064
Barack Obama	66%	55%	33%	55%	56%	41%
John McCain	1%	3%	6%	7%	5%	21%
Both could	6%	17%	15%	13%	11%	14%
Neither of them	5%	5%	5%	6%	8%	11%
Not sure	22%	20%	40%	20%	20%	13%

* : less than 0,5%

						
To reduce terrorism						
<i>Unweighted Base</i>	1,075	1,063	1,046	1,022	1,006	1,064
Barack Obama	25%	29%	19%	24%	36%	21%
John McCain	14%	10%	10%	21%	11%	39%
Both could	19%	23%	18%	20%	12%	16%
Neither of them	16%	16%	13%	11%	18%	10%
Not sure	26%	22%	40%	24%	22%	14%

						
To maintain security around the world						
<i>Unweighted Base</i>	1,075	1,063	1,046	1,022	1,006	1,064
Barack Obama	32%	33%	19%	33%	37%	20%
John McCain	7%	6%	9%	15%	10%	36%
Both could	17%	22%	21%	18%	13%	18%
Neither of them	18%	16%	12%	13%	16%	10%
Not sure	27%	23%	39%	22%	25%	16%

						
To improve the relationship with Western Europe						
<i>Unweighted Base</i>	1,075	1,063	1,046	1,022	1,006	1,064
Barack Obama	55%	48%	30%	37%	54%	34%
John McCain	1%	4%	6%	11%	4%	21%
Both could	15%	24%	21%	24%	13%	23%
Neither of them	5%	4%	6%	4%	6%	6%
Not sure	25%	20%	39%	24%	22%	15%

						
To improve the relationship with Russia						
<i>Unweighted Base</i>	1,075	1,063	1,046	1,022	1,006	1,064
Barack Obama	38%	40%	25%	38%	43%	28%
John McCain	3%	6%	7%	8%	6%	25%
Both could	13%	22%	16%	17%	13%	21%
Neither of them	12%	8%	7%	9%	9%	9%
Not sure	34%	25%	45%	28%	28%	18%

* : less than 0,5%